







TITAN High-Strength Grey Cement In water-soluble Ecosack packaging

Composite Portland Cement
CEM II/B-M (P-LL) 42,5 R

Below you will find the recommended dosages for preparing one cubic meter of the product you require:

				
	Cement	Sand	Gravel Crushed St	Water
Concrete				
C16/20 X0	250 kg	580 lt	600 lt	200 lt
C25/30 XC2 XC3	300 kg	560 lt	600 lt	180 lt
C30/37 XS3	350 kg	520 lt	650 lt	180 lt
Screed	450 kg	910 lt	-	270 lt
Gunite	450 kg	950 lt	-	245 lt
High-strength Screed	500 kg	900 lt	-	250 lt
Masonry mortar	300 kg	1060 lt	-	190 lt

The stated concrete categories are achieved with a deviation of +/- 3% in the material proportions, provided that the conditions for proper construction quality are maintained.

